



# 6004 COLUMN MOUNT SWING GATE 24 VOLT DC OPERATOR



• RESIDENTIAL



- Mounts directly on gate and gate-post – simplifying installation and eliminating the need for concrete pads
- Battery backup provides uninterrupted operation if primary (AC) power is lost
- Soft Start / Stop operation
- 115 VAC or 24 VDC Solar powered control box options
- 2-Year Limited Warranty



Solar Powered Control Box



AC Powered Control Box



**solar powered**  
panel and battery options available



**reliability**  
in a compact and simple to install design

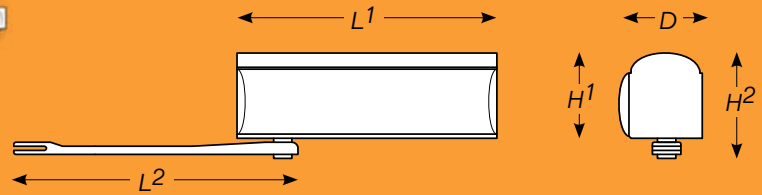


**soft start/soft stop**  
provides smooth gate operation soft



**overlap feature**  
for dual gates

# 6004 COLUMN MOUNT SWING GATE OPERATOR



## 6004

L1 = 16" L2 = 17.5" (L1 = 40.6cm L2 = 44.5cm)

H1 = 5.25" H2 = 6.5" D = 5.13" (H1 = 13.3cm H2 = 16.5cm D = 13.03cm)

	CLASS OF OPERATION	MAX GATE LENGTH *	MAX GATE WEIGHT *	MOTOR	BATTERIES	SOLAR PANEL	INPUT POWER
<b>Operator</b>	I	8 Ft (2.44 m)	300 Lbs. (136 kg)	Continuous Duty DC motor	-	-	24 VDC
<b>AC Powered Control Box(s)</b>	-	-	-	-	Two (2) 3.5 Ah included	N / A	115 VAC
<b>Solar Powered Control Box</b>	-	-	-	-	Two (2) 18 Ah or 35 Ah	10 Watt (18 Ah batteries) 20 Watt (35 Ah batteries)	24 VDC

\* Assumes gate to be in good condition and swinging in a level plane.

## Technical Features

### Mechanical


Speed: 90° in approximately 18 seconds  
 Frame: aluminum / galvanized steel  
 Keyed release provided  
 Fail-secure mechanical  
 Control box enclosure rated NEMA 4x  
 Protection Class IP44

### Electrical


Adjustable built in limit switches precisely control the start / stop speed, and travel of gate for smooth operation  
 Built-in battery charger  
 Gate overlap feature for dual gate operation  
 Magnetic lock power circuit (115 VAC Control Box only)  
 Built-in reset and test buttons  
 Maximum run timer  
 Built-in high current warning  
 0.0 A SBPD Circuit (Pat Pend) (Solar Control Box only)

### Miscellaneous

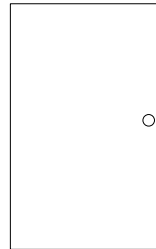
Environmental: 32°F to 115°F (0°C to 46°C) \*  
 \* The temperature range shown is for optimal battery performance. While these systems will operate beyond these limits, exceeding the temperature range will reduce battery efficiency and may cause permanent battery damage.  
 Shipping Weights:  
 Actuator: Approx 20-25 Lbs. (9-11.3 kg)  
 Std Control Box: Approx 30 Lbs. (13.6 kg)  
 Deluxe Control Box: Approx 40 Lbs. (18.14 kg)  
 Solar Control Box w/18 Ah Batteries: Approx 60 Lbs (27.22 kg)  
 Solar Control Box w/35 Ah batteries: Approx 90 Lbs (40.82 kg)  
 Solar Control Box (No Batteries): Approx 30 Lbs (13.6 kg)  
 Operator requires Type B1 or Type B2 entrapment protection devices with 10K resistive termination, otherwise the operator will not function



**Standard Control Box**  
 12.5" W x 16.5" H x 4.25" D  
 (318mm W x 419mm H x 108mm D)



**Deluxe Control Box**  
 14.5" W x 24" H x 4.25" D  
 (368mm W x 610mm H x 108mm D)



**Solar Control Box**  
 13" W x 21" H x 8" D  
 (330mm W x 533mm H x 203mm D)

Distributed by:

Access Control Solutions since 1948

MEMBER:



**DOOR KING, INC.**

120 Glasgow Avenue, Inglewood, California 90301 U.S.A.  
 Tel: 310-645-0023 FAX: 310-641-1586 www.doorking.com

© 2016 All Rights Reserved. Product specifications may change without notice.  
 Rev. 6/16